

# EURO CYLINDER LOCK

The cylinder lock is a strong metal locking tube equipped with a lock from SSF. The locking tube and the striking plate are reinforced with a welded steel cover to reduce the risk of tampering. The addition of hooks make it impossible to open the door by pulling it sideways. There are a range of profile cylinders available; double or single sided with same or different locking options. The Cylinder Lock can be supplied pre-assembled on our single hinged doors, or supplied as parts in a kit for mounting on site.



## VARIANTS

Art. Nr	Components
36905710	Kit 5710 EC Lock Hinged
36905750	Kit 5750 EC Lock Hinged
36905730	Kit 5730 EC Lock double
36905720	Kit 5720 EC Lock Sliding Door

























Art. Nr	Components
36905760	Kit 5760 EC Lock Sliding 80x80
36905780	Kit 5780 EC Lock double

#### Euro Cylinder from Troax



**Keyed Alike:** All cylinders in a set can be unlocked using the same key. All locks with identical cylinder must be ordered together in one shipment and cannot be supplemented with additional keys or cylinders later on. Each cylinder is delivered with three keys.

**Keyed Different:** Each lock and cylinder have unique keys. Each cylinder is delivered with three keys.


## ASSEMBLY INSTRUCTIONS

	Assembly instruction - EC Lock Sliding door 80x80 Kit 36905760.pdf	 <a href="#">Interactive 3D</a>	 <a href="#">PDF</a>
	Assembly instruction - EC Lock Sliding door Kit 36905720.pdf	 <a href="#">Interactive 3D</a>	 <a href="#">PDF</a>
	Assembly Instruction - EC Lock Hinged 80x80 36905750.pdf	 <a href="#">Interactive 3D</a>	 <a href="#">PDF</a>
	Assembly Instruction - EC Lock Hinged door without cylinder 36905850.pdf	 <a href="#">Interactive 3D</a>	 <a href="#">PDF</a>
	Assembly Instruction - EC Lock Hinged Door 36905710.pdf	 <a href="#">Interactive 3D</a>	 <a href="#">PDF</a>
	Assembly Instruction - EC Lock Double Hinged 36905730.pdf	 <a href="#">Interactive 3D</a>	 <a href="#">PDF</a>
	Assembly instruction - EC Lock Double sliding door Kit 36905780.pdf	 <a href="#">Interactive 3D</a>	 <a href="#">PDF</a>
	Assembly Instruction - EC Lock Double Hinged Door Without Cylinder, 36905840.pdf	 <a href="#">Interactive 3D</a>	 <a href="#">PDF</a>

## DOWNLOADS

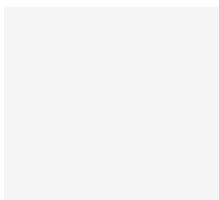
Name	File type	
 Test Report - EC Lock 1600J, smart fix door.pdf	Test reports	 <b>DOWNLOAD</b>

## ACCESSORIES

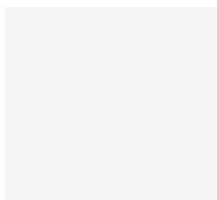


BRACKETS FOR  
SAFETY SWITCHES

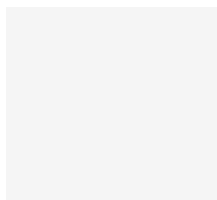
## COMBINE WITH



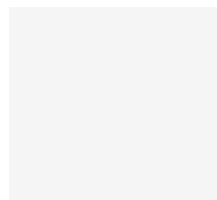
DOUBLE SLIDING  
DOOR



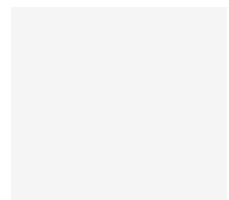
DOUBLE HINGED  
DOOR



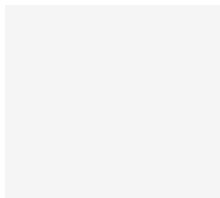
SINGLE HINGED  
DOOR



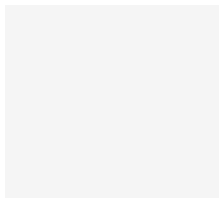
DOUBLE RAIL  
SLIDING DOOR



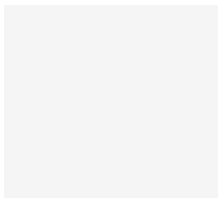
FOLDING DOOR



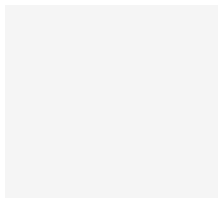
SLIDING DOOR ON  
WHEELS



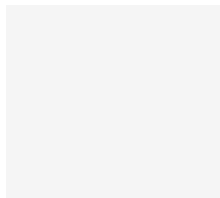
TELESCOPIC  
SINGLE SLIDING  
DOOR



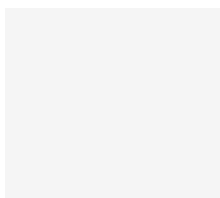
TELESCOPIC  
HINGED DOOR



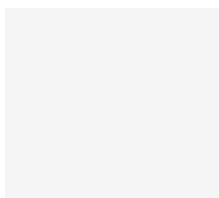
LINEAR SLIDING  
DOOR



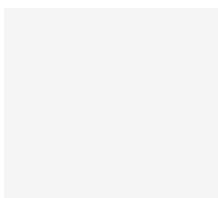
SINGLE SLIDING  
DOOR



CARRIER SLIDING  
DOOR SINGLE RAIL  
X2



CARRIER SLIDING  
DOOR SINGLE RAIL  
X3



CARRIER SLIDING  
DOOR DBL RAIL

## IMAGES

