


# MAGNETIC LOCK










The Magnetic lock has a strong plastic handle mounted on a bracket that easily mounts to the door blade panel with just two bolts. The magnet will hold the door in a closed position. To make sure that the power going to the machine is cut when opened, the door will also be equipped with a safety switch. We offer brackets for switches that fit a variety of safety switches and can be easily mounted on the door..





# VARIANTS

| Art. Nr  | Components             |
|----------|------------------------|
| 36906400 | Kit 6400 Magnetic lock |
| 36906410 | Kit 6410 Magnetic lock |


# ASSEMBLY INSTRUCTIONS

|   |   |  |   |
|---|---|--|---|
|  | Assembly instruction 1- Magnetic lock sliding door Kit 36906410.pdf       |  <a href="#">Interactive 3D</a> |  <a href="#">PDF</a> |
|  | Assembly Instruction - Magnetic lock hinged door 36906400.pdf             |  <a href="#">Interactive 3D</a> |  <a href="#">PDF</a> |
|  | Assembly instruction - Magnetic lock Double sliding door Kit 36906420.pdf |  <a href="#">Interactive 3D</a> |  <a href="#">PDF</a> |

## DOWNLOADS

| Name   | File type      |  |
|--|----------------|--|
|  Product sheet - MAGNETIC_LOCK_ENG.pdf | Product sheets |  <a href="#">DOWNLOAD</a> |

## ACCESSORIES



BRACKETS FOR  
SAFETY SWITCHES

## COMBINE WITH



DOUBLE SLIDING  
DOOR



DOUBLE HINGED  
DOOR



SINGLE HINGED  
DOOR



SINGLE SLIDING  
DOOR

## IMAGES



