


# PUSH PAD

The single hinged door can be equipped with a Euro Cylinder knob lock with a push pad panic exit device mounted on the inside of the door blade. The door is kept locked from the outside and you will need a key to open, while it's always safe to escape from the inside, just push the panic device and the door will open. The Push Pad JPM solution is easily assembled and attached to the door blade with special fixings. The Push Pad lock is CE marked, tested and approved according to EN 179 for emergency exit devices.



# VARIANTS

Art. Nr	Components
36905470	Kit 5470 Push Pad JPM



# ASSEMBLY INSTRUCTIONS



Assembly instruction - Push pad.pdf

 [PDF](#)

## DOWNLOADS

Name	File type	
 Push Pad - datasheet	Product sheets	 <b>DOWNLOAD</b>

## COMBINE WITH



SINGLE HINGED  
DOOR

## IMAGES

