

SAFE LOCK

- Anti-tamper features with maintenance lockout capability
- Impact tested to 1,600 joules
- Locking solution that seamlessly integrates safety switches

The Safe Lock is Troax own designed lock that is fitted with two bolts directly on the panels which makes it fast and easy to install. It's equipped with the chosen safety switch actuator and fixings for the safety switch included. The door is held closed with a strong metal bolt and the Safe Lock is impact tested withstand an impact of 1,600 joules. The escape release handle is designed to fit between the mesh apertures avoiding the need to cut any wires. A blind rivet can be added to fix the lock to the door blade to prevent tampering. When the door is in an open position, a padlock can be fixed to secure the lock and prevent the door from being closed during maintenance.





















VARIANTS

Art. Nr	Components
29931011	Safe Lock GMS PLd R
29931012	Safe Lock GMS PLd L
29934011	Safe Lock SMR PLd R
29934012	Safe Lock SMR PLd L
29931021	Safe Lock GMS PLd GL R TLS-GD2/SICK i200



Art. Nr	Components
29931022	Safe Lock Gms PLd GL L
29934021	Safe Lock SMR PLd GL R
29934022	Safe Lock SMR PLd GL L
29932021	Safe Lock TLM PLd GL R
29932022	Safe Lock TLM PLd GL L
29939031	Safe Lock VAR PLe R
29939032	Safe Lock VAR PLe L
29933041	Safe Lock EUN PLe GL R
29933042	Safe Lock EUN PLe GL L

ASSEMBLY INSTRUCTIONS


	Assembly instruction - Safe Lock SMR PLd GL, 29934021_29934022.pdf	 Interactive 3D	 PDF
	Assembly instruction - Safe lock VAR PLe Kit 29939031, 29939032.pdf	 Interactive 3D	 PDF
	Assembly Instruction - Safe lock TLM PLd Kit 29932011, 29932012.pdf	 Interactive 3D	 PDF
	Assembly Instruction - Safe Lock SMR PLd, 29934011 29934012.pdf	 Interactive 3D	 PDF

	Assembly Instruction - Safe lock GMS PLd Kit 29931011, 29931012.pdf	 Interactive 3D	 PDF
	Assembly Instruction - Safe lock GMS PLd GL Kit 29931021, 29931022.pdf	 Interactive 3D	 PDF

DOWNLOADS


Name	File type	
 Test Report - Safe Lock 1600J, smart fix door.pdf	Test reports	 DOWNLOAD

ACCESSORIES




SAFETY SWITCHES


COMBINE WITH




DOUBLE SLIDING
DOOR




DOUBLE HINGED
DOOR




SINGLE HINGED
DOOR




STRONG DOOR




DOUBLE RAIL
SLIDING DOOR




TELESCOPIC
DOUBLE SLIDING
DOOR




SLIDING DOOR ON
WHEELS




FOLDING DOOR




TELESCOPIC
SINGLE SLIDING
DOOR



TELESCOPIC
HINGED DOOR



LINEAR SLIDING
DOOR



SINGLE SLIDING
DOOR

IMAGES

